




**Massachusetts  
Breeding Bird  
Atlas II  
(2007-2011)**

**Block: 1641**  
Sandwich - 01



**Map Key**

-  Atlas block border
-  Topo border
-  County line

**Block locator**

