




**Massachusetts
Breeding Bird
Atlas II
(2007-2011)**

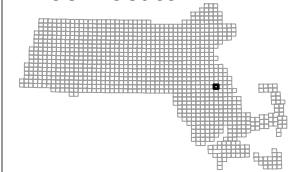
Block: 1382
Whitman - 08



Map Key

-  Atlas block border
-  Topo border
-  County line

Block locator



1374	1381	1391
1375	1382	1385
1376	1383	1386

