




**Massachusetts
Breeding Bird
Atlas II
(2007-2011)**

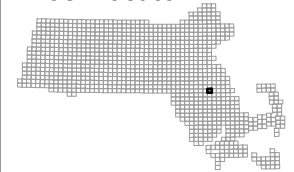
Block: 1376
Whitman - 06



Map Key

-  Atlas block border
-  Topo border
-  County line

Block locator



1372	1375	1382	1385
1373	1376	1383	
1451	1454	1461	

