




**Massachusetts
Breeding Bird
Atlas II
(2007-2011)**

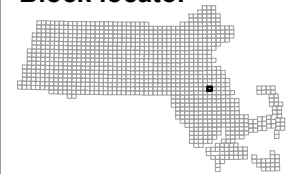
Block: 1375
Whitman - 05



Map Key

-  Atlas block border
-  Topo border
-  County line

Block locator



1371	1374	1381	1384
1372	1375	1382	
1373	1376	1383	

