




**Massachusetts
Breeding Bird
Atlas II
(2007-2011)**

Block: 1022
Ludlow - 02



Map Key

-  Atlas block border
-  Topo border
-  County line

Block locator

