






**Massachusetts  
Breeding Bird  
Atlas II  
(2007-2011)**

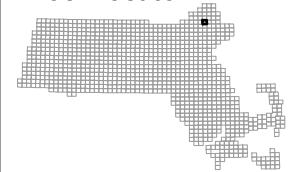
**Block: 0251**  
Ipswich - 01



**Map Key**

-  Atlas block border
-  Topo border
-  County line

**Block locator**



0036	0043	0040053
0244	0251	0254
0245	0252	0255

